




www.prospecllc.com | 1.888.773.2845 | info@prospecllc.com

GLAZED PORCELAIN TILE




Elegant | Gray | 12" x 24"




Element | Concreto | 12" x 24"



Element | Gray | 12" x 24"



Rio | Sand | 12" x 24"



Rio | Blanco | 12" x 24"



Rio | Gray | 12" x 24"

* DCOF Wet ≥ 0.42

* Meets or Exceeds ANSI 137.1

www.prospecllc.com | 1.888.773.2845 | info@prospecllc.com

GLAZED PORCELAIN TILE Technical Information

Performance Data	ASTM Testing	Results
ANSI 137.1	Various	Meets or Exceeds
Water Absorption	C373	≤ 0.5
Breaking Strength	C648	≥ 275



Rio | Sand



Elegant | Gray



Element | Concreto